

Simple Way for Long-Range Networking

Media Converters, SFP Modules, PoE Adapters, Reverse PoE Switches

Surveillance | Enterprise | Factory | Park | WISP | Machine Room | and More



Media Converters—Simple Way to Overcome the Distance

TP-Link offers 100 Mbps and 1000 Mbps media converters to realize reliable network connections, making the long-distance network deployments of surveillance cameras in businesses, factories, and parks simpler.

Flexible Selections of Distance and Speed

A wide range of media converters are available, offering different maximum transmission distances of between 2 km to 20 km. Different speeds provide flexible deployment options.

Cost Effective Solution with WDM*

WDM (Wave Division Multiplexing) technology enables you to transmit and receive data over one single fiber strand instead of two.

Stable Network Transmission

The stability of fiber transmission guarantees our stable monitoring of sensitive areas and point-to-point connections.


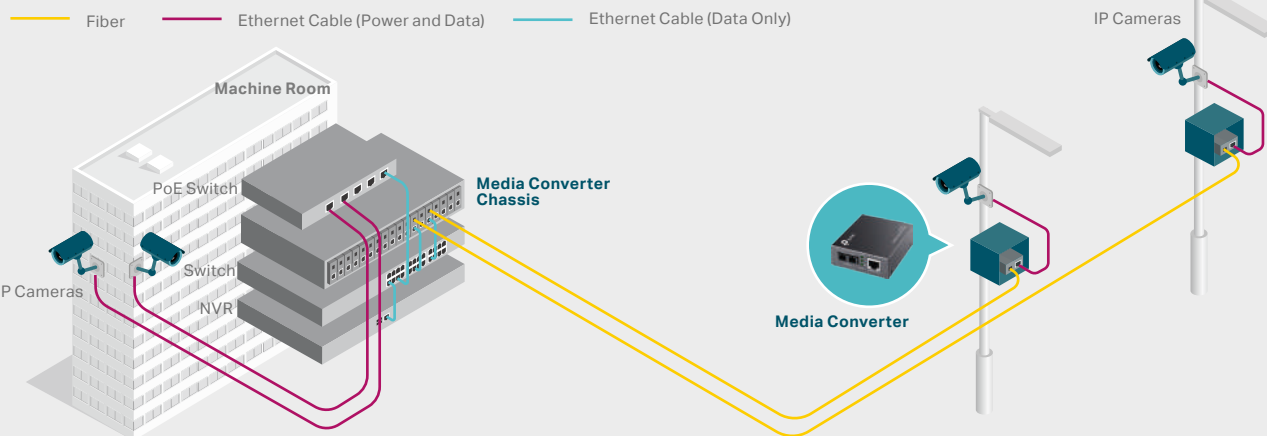
Innovative Combination of PoE and Fiber**

The PoE output port of media converter provides a direct data and power connection to the IP camera, making remote camera deployment easier and more convenient.

100 Mbps Media Converters Benefit Flexible Surveillance

TP-Link Fast Ethernet Media Converters are designed to address the needs of flexible long-range surveillance deployment with optical fibers. It provides an economical path towards extending the distance of an existing network.

Ideal for Flexible Surveillance Deployment

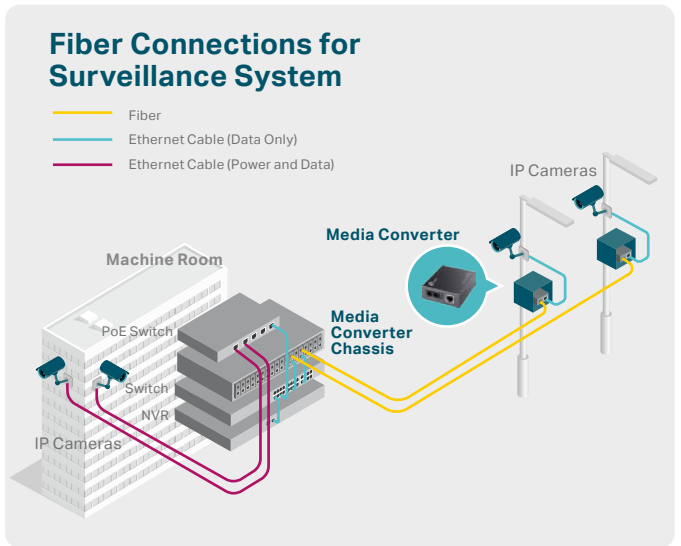
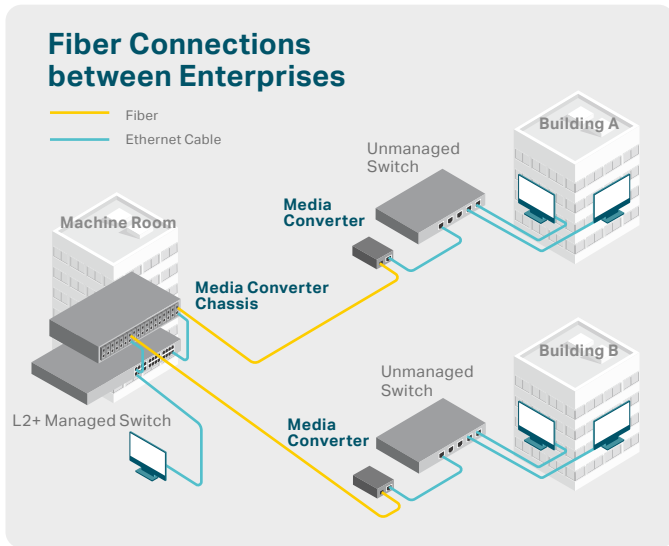


TP-Link 100 Mbps Media Converters at a Glance

Product Picture							
Model	MC100CM	MC110CS	MC111CS	MC112CS	TL-FC111A-20	TL-FC111B-20	TL-FC111PB-20
Power Input	9V/0.6A				5V/0.6A		48V/0.5A
Fiber Ports	2× 100 Mbps SC Fiber Ports		1× 100 Mbps SC Fiber Port		1× 100 Mbps SC Fiber Port		
Copper Ports	1× 100 Mbps RJ45 Port				1× 100 Mbps RJ45 Port		1× 100 Mbps RJ45 PoE Port
Transmission Distance	2 km	20 km			20 km		
Fiber Type	Multi-Mode	Single-Mode			Single-Mode		
Fiber Number	Dual Fibers		Single Fiber		Single Fiber		
Wavelength	1310 nm		TX: 1550 nm RX: 1310 nm	TX: 1310 nm RX: 1550 nm	TX: 1550 nm RX: 1310 nm	TX: 1310 nm RX: 1550 nm	TX: 1310 nm RX: 1550 nm
Dimensions (W × D × H)	3.7×2.9×1.1 in (94.5×73.0×27.0 mm)						
Operating Temperature	0–40 °C (32–104 °F)				0–50 °C (32–122 °F)		
Environment	Storage Temperature: –40–70 °C (–40–158 °F) Operating Humidity: 10–90% RH Non-Condensing; Storage Humidity: 5–90% RH Non-Condensing						

Gigabit Media Converters—Long-Range Connections with Fiber

TP-Link Gigabit Media Converters easily extend the distance of an existing gigabit network. Long-range point-to-point connections are easily built with the gigabit fiber converters, making them ideal for connecting the network in another building, remote surveillance system, and automated factory equipment.



TP-Link Gigabit Media Converters at a Glance

Product Picture							
Model	MC200CM	MC210CS	MC220L	TL-FC311A-2	TL-FC311B-2	TL-FC311A-20	TL-FC311B-20
Power Input	9V/0.6A			5V/0.6A			
Fiber Ports	2× 1000 Mbps SC Fiber Ports		1 × Gigabit SFP Port	1× 1000 Mbps SC Fiber Port			
Copper Ports	1× 10/100/1000 Mbps RJ45 Port (Auto Negotiation)			1× 10/100/1000 Mbps RJ45 Port (Auto Negotiation)			
Transmission Distance	550 m	20 km	Depends on the used SFP module	2 km		20 km	
Fiber Type	Multi-Mode	Single-Mode		Single-Mode			
Fiber Number	Dual Fibers		Depends on the used SFP module	Single Fiber			
Wavelength	850 nm	1310 nm		TX: 1550 nm RX: 1310 nm	TX: 1310 nm RX: 1550 nm	TX: 1550 nm RX: 1310 nm	TX: 1310 nm RX: 1550 nm
Dimensions (W × D × H)	3.7×2.9×1.1 in (94.5×73.0×27.0 mm)						
Operating Temperature	0–40 °C (32–104 °F)			0–50 °C (32–122 °F)			
Environment	Storage Temperature: –40–70 °C (–40–158 °F) Operating Humidity: 10–90% RH Non-Condensing; Storage Humidity: 5–90% RH Non-Condensing						

Power Chassis—Ensure the Scalability of Installation



TL-MC1400

- Up to 14 Media Converter Units
- 9 VDC / 0.6 A Power Output
- Redundant Power Supply
- Hot-Swappable
- Mounted Two Cooling Fans for Better Ventilation



TL-FC1420

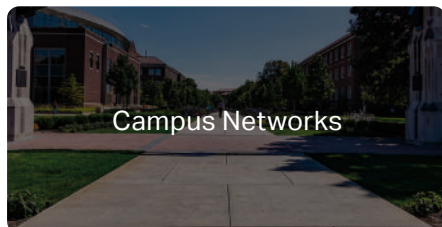

- Up to 14 Media Converter Units
- 5 VDC / 0.6 A Power Output
- Redundant Power Supply
- Hot-Swappable
- Fanless

*Certain media converters are equipped with WDM technology and use single fiber to transmit and receive data.

**Only TL-FC111PB-20 is equipped with the PoE output port.

SFP/SFP+ Modules—High-Speed Fiber Connections

TP-Link offers a variety of fiber modules to suit your fiber connectivity applications. Multi-mode and single-mode modules with 1000Base SFP or 10GBase SFP+ ports are available, ideal for linking enterprise fiber networks, campus fiber networks, ISP networks, and more.



TP-Link SFP/SFP+ Modules at a Glance

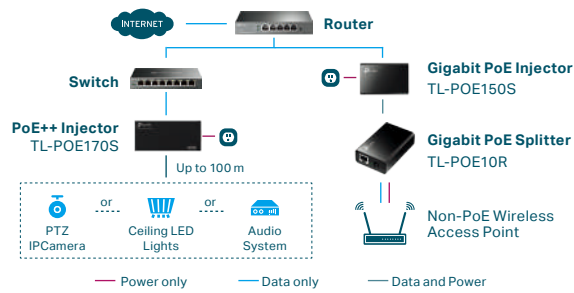
Product Picture										
Model	TL-SM5110-LR	TL-SM5110-SR	TL-SM311LM	TL-SM311LS	TL-SM321A	TL-SM321B	TL-SM321A-2	TL-SM321B-2	TL-SM5310-T	TL-SM331T
Data Rate	10 Gbps			1.25 Gbps					10.31 Gbps	1.25 Gbps
Fiber Ports	2× LC/UPC Duplex Ports		2× LC/UPC Duplex Ports		1× LC/UPC Simplex Port				-	
RJ45 Ports	-								1× 10 Gbps RJ45 Port	1× 1000 Mbps RJ45 Port
Transmission Distance	10 km	300 m	550 m	20 km	20 km		2 km		31 m	100 m
Transmission Media	Dual Single-Mode Fibers	Dual Multi-Mode Fibers	Dual Multi-Mode Fibers	Dual Single-Mode Fibers	Single Single-Mode Fiber				Cat6a or above Ethernet Cable	Cat 5e or above Ethernet Cable
Wavelength	1310 nm	850 nm	850 nm	1310 nm	TX: 1550 nm RX: 1310 nm	TX: 1310 nm RX: 1550 nm	TX: 1550 nm RX: 1310 nm	TX: 1310 nm RX: 1550 nm	-	-
Dimensions (W × D × H)	2.2*0.5*0.4 in (56.7*13.9*10.35 mm)	2.4*0.6*0.5 in (61.3*14.5*12.2 mm)	2.2*0.5*0.5 in (55.4*13.7*12.9 mm)	2.2*0.6*0.5 in (55.4*14.6*12.9 mm)					2.7*0.5*0.5 in (67.4*13.75*13.8 mm)	
Operating Temperature	0–70 °C (32–158 °F)									
Environment	Storage Temperature: -40–85 °C (-40–185 °F); Operating Humidity: 10–90% RH Non-Condensing; Storage Humidity: 5–90% RH Non-Condensing									

TP-Link 10G SFP+ Direct Attach Cable at a Glance

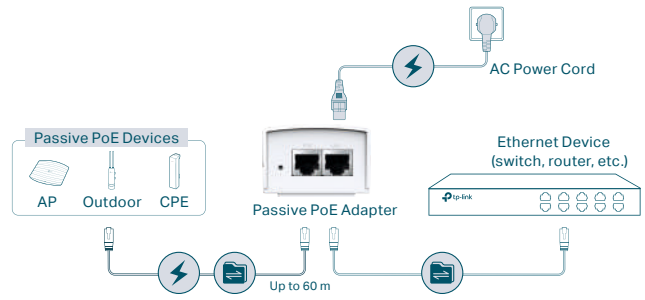
Product Picture		
Model	TL-SM5220-3M	TL-SM5220-1M
Length	3 m	1 m
Connector Type	10G SFP+ connector on both sides	
Cable Type	Passive Twinax	
Data Rate	10 Gbps	
Environment	Operating Temperature: 0–70 °C (32–158 °F); Storage Temperature: -40–80 °C (-40–176 °F); Operating Humidity: 10–90% RH Non-Condensing; Storage Humidity: 5–90% RH Non-Condensing	

PoE Adapters—Easier Network Deployment

PoE Injector and Splitter



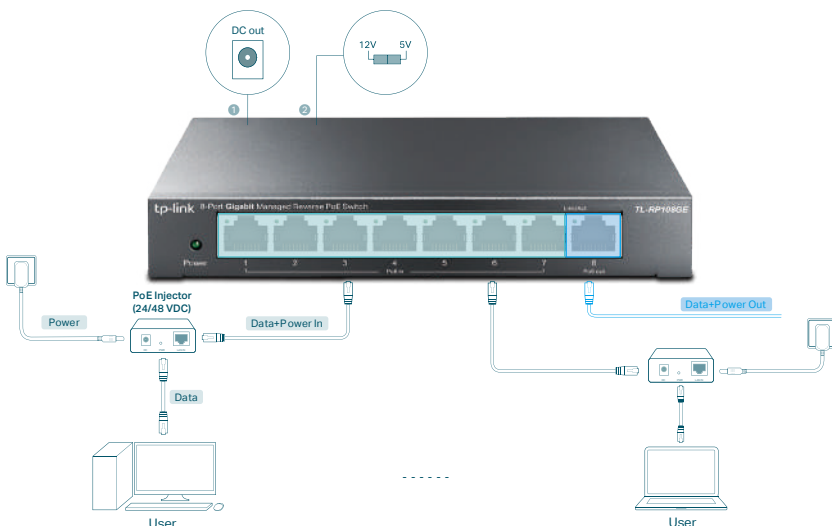
Passive PoE Adapter



Product Picture						
Model	TL-POE170S	TL-POE160S	TL-POE150S	TL-POE10R	TL-POE2412G	TL-POE4824G
Product Description	PoE++ Injector	PoE+ Injector	PoE Injector	PoE Splitter	24V Passive PoE Adapter	48V Passive PoE Adapter
RJ45 Ports	1× Gigabit RJ45 LAN Port 1× Gigabit RJ45 PoE Port (802.3af/at/bt type3)	1× Gigabit RJ45 LAN Port 1× Gigabit RJ45 PoE Port (802.3af/at)	1× Gigabit RJ45 LAN Port 1× Gigabit RJ45 PoE Port (802.3af)	1× Gigabit RJ45 LAN Port 1× Gigabit RJ45 PoE Port (802.3af)	1× Gigabit RJ45 LAN Port 1× Gigabit RJ45 PoE Port (Passive PoE)	1× Gigabit RJ45 LAN Port 1× Gigabit RJ45 PoE Port (Passive PoE)
Power	Input: 100–240 V Output: Max. 60 W (Auto-Determination)	Input: 100–240 V, 1.0A Output: Max. 30 W (Auto-Determination)	Input: 48 VDC, 0.5 A Output: Max. 15.4 W (Auto-Determination)	Input: Max. 15.4 W (Auto-Determination) Output: 5/9/12 VDC	Input: 100–240 V 0.4 A Output: 24 V 0.5 A	Input: 100–240 V 0.8 A Output: 48 V 0.5 A
Plug and Play
Dimensions (W × D × H)	6.1×2.8×1.7 in (155×70×42 mm)	4.9×2.3×1.4 in (125×59.4×36.8 mm)	3.2×2.1×0.9 in (80.8×54×24 mm)		3.4×1.7×1.4 in (85.8×43.9×35 mm)	4.3×2.3×1.5 in (110×57×38.8 mm)
Operating Temperature	0–45 °C (32–113 °F)		0–40 °C (32–104 °F)			
Environment	Storage Temperature: -40–70 °C (-40–158 °F); Operating Humidity: 10–90% RH Non-Condensing; Storage Humidity: 5–90% RH Non-Condensing					

Reverse PoE Switches—Simplify Installation for PoE Devices

The 8-Port Gigabit Managed Reverse PoE Switch TL-RP108GE has seven gigabit PoE input ports that allow it to receive power from user outlets via PoE injectors. Equipped with one PoE output port, the switch can supply power to CPEs and similar devices via Port 8. The DC output port supports both 5 V and 12 V optional output voltage and can be used to power devices like ONTs. Enhanced with basic management features like VLAN and QoS, TL-RP108GE shares the same software functions with TP-Link Easy Smart switches.



Model	TL-RP108GE
Port	7 Gigabit Passive PoE-in RJ45 Ports Voltage: 24/48 V (mixture is not supported) 1 Gigabit Passive PoE-out RJ45 Port Voltage: depending on the input voltage of PoE-in ports 1 DC Output Port Voltage: 5/12 V
Power pin of Ethernet cable	4/5+ 7/8-
PoE Supply	Passive PoE
Dimensions	6.2 × 3.9 × 1.0 in (158 × 99.1 × 25 mm)
Installation	Desktop/Wall-Mounting
Switching Capacity	16 Gbps
Features	VLAN IGMP Snooping QoS Manageable via web browser or Utility

Reliable and Professional Quality Assurance



Continuous Innovations

Independent research and development.



Vertical Integration

In-house manufacturing maintains the quality of every component.



High-Level Manufacturing

Decades of experience combined with high-tech supporting facilities.



Complete Quality Control

Develops, builds, crafts and sells products from start to finish, running rigorous whole-process quality-control tests.

Powerful Support

In addition to the Pharos solution and high-quality products, TP-Link also provides whole services for complete client satisfaction.

TP-Link Partner Program

<https://partner.tp-link.com/>

TP-Link's success as a provider of network solutions has been built on its relationship and unrivaled commitment to its partners. For Value-Added Resellers (VARs) and System Integrators (SIs) looking for access to even better deals and tailored support, TP-Link has designed the TP-Link Partner Program to reward loyalty and help grow business.



- Deal Registration
- Sales Tools
- Knowledge Base
- Training & Certification
- Marketing Materials
- Promotions
- Support

Join TP-Link Partner Program, Earn More Margin

Note: The Partner Program and benefits may vary according to your region. Please contact your local TP-Link representative for more information.

SMB Community

<https://community.tp-link.com/en/business/>



Technical support and case sharing.
Your direct dialogue with TP-Link.
When it comes to SMB, we know you want to learn more...



Forums



Stories



Knowledge Base

Excellent Pre- and After-Sales Services

TP-Link provides not only products with outstanding quality but also whole services for complete client satisfaction.

After-Sales Services

- Global Call Center Providing Hotline Support
- 24/7 Post-Sales Email Service
- Online SMB Community

Quality of Service

- Replacement and Warranty
- Constant Firmware Updates from the Cloud Service

Tech Solutions

- Online Training and Certifications—TPNA & TPNP
- Specialized Support Teams Local and Abroad

TP-Link Corporation Limited

E-Mail: info@tp-link.com
Homepage: www.tp-link.com

Specifications are subject to change without notice. TP-Link is a registered trademark of TP-Link Corporation Limited. Other brands and product names are trademarks or registered trademarks of their respective holders. Copyright © 2023 TP-Link Corporation Limited. All rights reserved.

*Actual products may vary from image.

PN: 8392501162